



Автор: Кучкарова Ситора Таджибаевна

Предмет: Английский язык

Класс: 3 класс

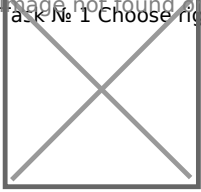
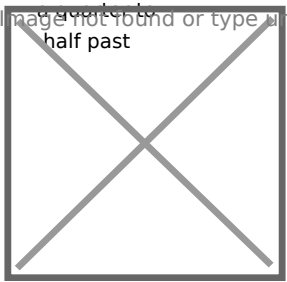




Раздел: Time

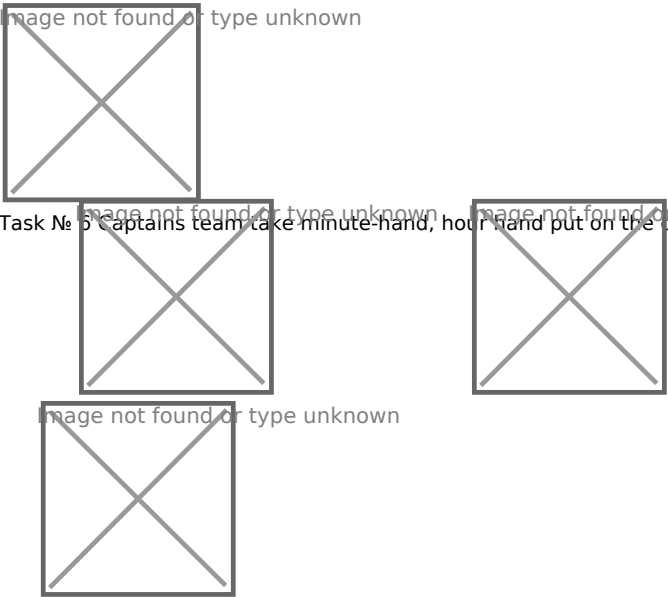
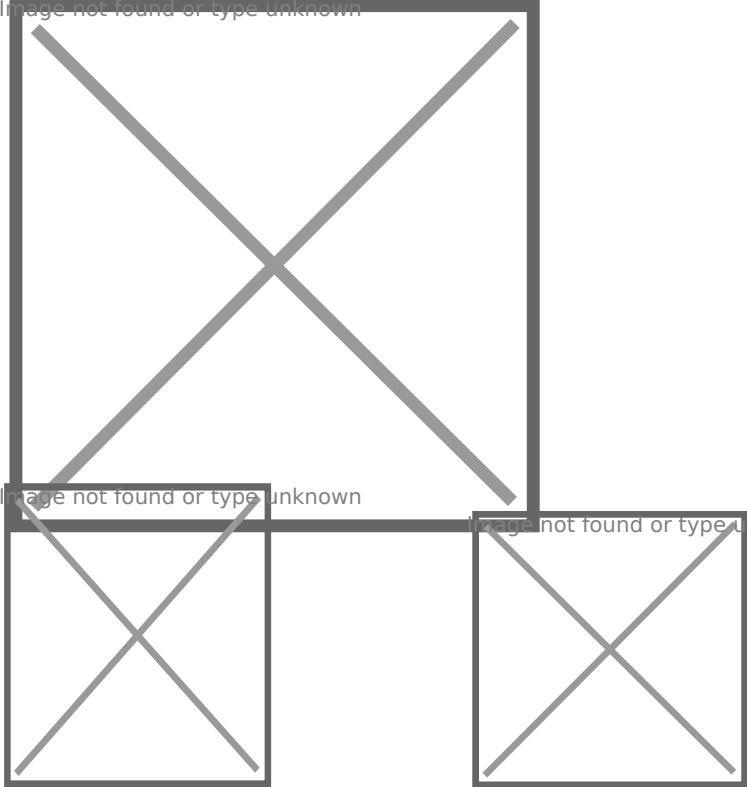
Тема: Time.

Цели обучения (ссылка на учебную программу):	3.1.7.1 use contextual clues to predict content in short, supported talk on a limited range of general and some curricular topics; 3.2.2.1 ask questions to find out about present experiences on a limited range of general and some curricular topics; 3.5.9.1 use common present simple forms [positive, negative, question] and contractions to talk about what you want and like, habits and facts, simple future timetabled events, use common past simple forms to describe actions and feelings
Цели урока:	All learners will be able to: <ul style="list-style-type: none">• Say the time using o'clock with considerable support• Understand a.m. and p.m.• Write 2- 3 sentences about daily routine Most learners will be able to: <ul style="list-style-type: none">• Say the time using o'clock with support• Say the time using a.m. and p.m. with support• Write 4 sentences about daily routine Some learners will be able to: <ul style="list-style-type: none">• Say the time using o'clock• Independently use a.m. and p.m. to differentiate times• Write 5 sentences about daily routine
Языковые цели:	Say the time using o'clock Independently use a.m. and p.m. to differentiate times
Ожидаемый результат:	Creating a positive motivation for learning English, for implementing projects, improving the quality of learners knowledge.
Критерии успеха:	- recognizes the words during the reading task ; - ask questions correctly
Привитие ценностей:	Value links Respect and being polite with each other working in pairs and in groups. Education throughout life
Навыки использования ИКТ:	Using SMART board, pictures and videos
Межпредметная связь:	Lesson is connected Maths
Предыдущие знания:	At the right time

Ход урока

Этапы урока	Запланированная деятельность на уроке	Ресурсы
Начало урока	Planned activities Good morning! I`m glad to see you. How are you? What`s the weather like today? What`s day of the week? What on date is it today? Open your notebook and show me home task. Warm - up Task: what time do you do this? Learners can do individually or in pairs. Whole class check together. Questions 1. What time do you usually get up? 2. What time do you usually go to school? 3. What time do you usually have lunch? 4. What time do you usually do your homework? 5. What time do you usually watch TV? 6. What time do you usually go to bed?	

Этапы урока	Запланированная деятельность на уроке	Ресурсы
Середина урока	<p>Pre -watch video</p> <p>The teacher ask learners What do you think? What about this video? How topic our lesson? (The learners answer «time»)</p> <p>Group work Group № 1 King Group № 2 Forsage Group № 3 Winners</p> <p>Task № 1 Choose right answer and put tick</p>  <p>Task № 2 Make up sentences about the time. Use the words from the boxes and pictures.</p> <p>Image not found or type unknown half past</p>  <p>Image not found or type unknown o'clock</p>  <p>Image not found or type unknown quarter past</p>  <p>Image not found or type unknown</p>  <p>It's _____ It's _____ It's _____</p> <p>It's _____</p> <p>Task № 3 What time do you usually it?</p> <p>Image not found or type unknown</p>  <p>Task № 4 Choose the correct time in brackets.</p> <ol style="list-style-type: none"> 1. It's twenty past eight. (7:40 - 8:20 - 8:40) 2. It's half past seven. (6:30 - 7:30 - 8:30) 3. It's a quarter past five. (4:45 - 5:15 - 6:15) 4. It's a quarter to ten. (10:15 - 10:45 - 9:45) 5. It's ten to twelve. (12:10 - 12:50 - 11:50) 	

Этапы урока	Запланированная деятельность на уроке	Ресурсы
<p>Конец урока</p>	<p>Task № 5 Match the watch with the offers. Combine sentences and drawings.</p>  <p>Task № 6 Captain's team take minute-hand, hour hand put on the clock face.</p> <p>It`s half past six It`s a quarter past five It`s a quarter to seven</p> <p>Teacher says open your dairy and write down your home task ex 18, page 41</p> <p>Feedback: Teacher encourages and increases fluency, checks the process error correction</p>	<p>https://bilimland.kz/ru/courses/english-language/grammar-vocabulary-ru/7-10-let/lesson/kotoryj-chas</p> <p>https://www.google.com/search?biw=1242&bih=577&tbm=isch&sa=1&ei=EP_kXf_gF8WCk74PxeaikAI&q=clock+face&oq=+clock+face&gs_l=img.1.0.0i19110.1378.10113..17587...0.0..0.245.1563.0j10j1.....0....1..gws-wiz-img.....0..0i3j0i7i30.NbUPsBHjbCQ#imgrc=Z8s60geOrCn3vM:</p>
<p>Рефлексия</p>	<p>Reflection Learners show cards</p>  <p>Green colour- mastered the topic I can name the time, half past, a quarter to, a quarter past. Blue colour - I can name the exact time but I confuse a quarter to, a quarter past.</p> <p>Red colour - I doubt that all understand.</p>	