


Автор: Бурумбаева Меруерт Жасулановна
Предмет: Английский язык
Класс: 4 класс
Раздел: Hot and Cold
Тема: Weather

Цели обучения (ссылка на учебную программу):	
Цели урока:	4.L6 understand some specific information and detail of short, supported talk on a limited range of general and some curricular topics 4.W4 write with support short basic sentences with appropriate spaces between words 4.S3 give short, basic description of people and objects on a limited range of general and some curricular topics
Языковые цели:	
Ожидаемый результат:	Read a short letter and answer 2 comprehension questions correctly with some support Read a short letter and answer 3 comprehension questions correctly with little support Help other learners to come up with ideas for sentences Listen to the recording and answer all questions correctly
Критерии успеха:	Recognize specific information about body parts Make up basic personal sentences about body parts using topical vocabulary
Привитие ценностей:	Competition, Functional literacy
Навыки использования ИКТ:	
Межпредметная связь:	Biology
Предыдущие знания:	Global citizenship through exploration of the world environment

Ход урока

Этапы урока	Запланированная деятельность на уроке	Ресурсы
Начало урока	<p><u>Class routine</u></p> <p>Teacher greets with student. -Good morning! How are you today? Who's on duty today? What date is it today? What day of the week is it today? What's the weather like today? Who's absent?</p> <p><u>Starter</u></p> <p><u>Warm up. Checking homework</u></p> 	

Эт
а
п
ы
ур
ок
а

Запланированная деятельность на уроке

Ресурсы

Се **Introduction**

pe The teacher introduces the lesson objectives, tells students know what to expect from
ди the lesson

на - Today we are going to play games, read the text, watch video, make presentation. By
ур the end of the lesson you will be able to make sentences about weather.

ок **(W)**Teacher asks learners watch the video “weather” and guess the title of the lesson.

а Teacher says that they are going to speak about different weather

Development

(w) new words of the lesson

-let’s read new words


(read one by one)

-I give you descriptor for every task.

(G) Children match pictures with the words

(assessment under the task)

Image not found or type unknown



Interaction pattern: Ss-Ss

Descriptor:

- names the pictures

Differentiation by scaffolding

Less able learners: makes up sentences with the help of structure

More able learners: makes up sentences without support

(F) Assessment: teacher’s oral feedback

(“well done”, “great”, “you are right”)

(G) Reading

Pre-reading task

Teacher asks questions and children should answer

Questions:

-What seasons do you know? (winter, spring, summer, autumn)




- What season is it now?

- what is the weather in summer?

Interaction pattern: T-Ss

Descriptor:

- Answers the questions

Этапы урока	Запланированная деятельность на уроке	Ресурсы
Конец	<p>(D) Dynamic break Teacher provides the game “Dancing pause” Children should dance near to the card with the words about weather. When the music stop they should read and translate the word.</p> <p>Making poster Let’s make a poster the weather of every season. First group will make a poster of weather in summer/ winter and so on.</p> <p>(W) Game “What is missing?” Teacher shows flashcards with words (weather) to the class and stick it on the board in any order. Then, gives the instruction to close their eyes and teacher erase out one of the words when children open their eyes they should guess what word is missing.</p> <p>Interaction pattern: T-Ss. Ss-Ss</p> <p>Descriptor: - Finds the missing word - Names the word</p>	
Перформанс	<p>Differentiation by scaffolding</p> <p>(f) Self-Assessment of understanding: Reward the winners with smiles</p> <p>Image not found or type unknown </p> <p>(f) Self-Assessment: Each pair changes worksheets with another pair, tick + for the right answer and - for the not right answer for assessing works.</p>	<p>Plenary:</p> <p>Phone message: Teacher gives the phone to learners. Children should write their opinion about the lesson. What was difficult? What was interesting?</p> <p>Image not found or type unknown </p> <p>Class routine: Teacher gives and explains the hometask</p> <p>Image not found or type unknown </p> <p>Teacher and children say good bye to each other.</p>